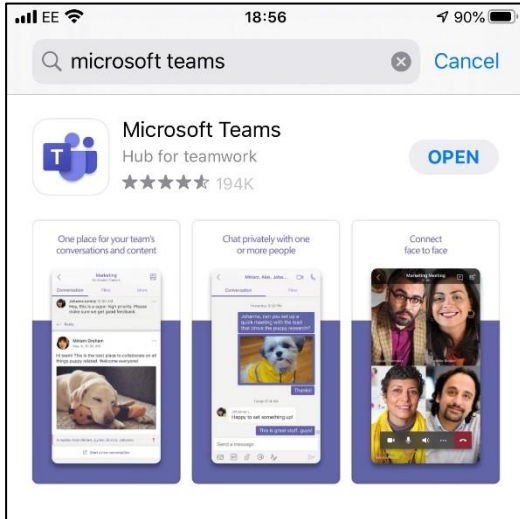


## Joining a Microsoft Teams Call from a Phone or Tablet (iOS 10 or above or Android 4.4 or above required)

### Step 1 – Download the Microsoft Teams app for free from App Store or Google Play



This is a screen shot from the App Store on an iPhone

Teams has already been downloaded in this example

Once downloaded, you **do not** need to open the app or create an account

### Step 2 – Open the email (from [svc\\_gb\\_VideoInterview@ipsos.com](mailto:svc_gb_VideoInterview@ipsos.com)) on your phone or tablet and press the link

[Join Microsoft Teams Meeting](#)

[Learn more about Teams](#) | [Meeting options](#)

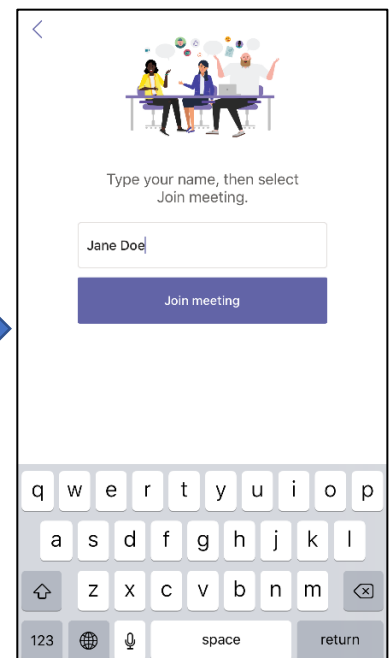

Press this link in the body of the email

### Step 3 – Join the call as a guest

Once you press the link in your email, Teams will open like this

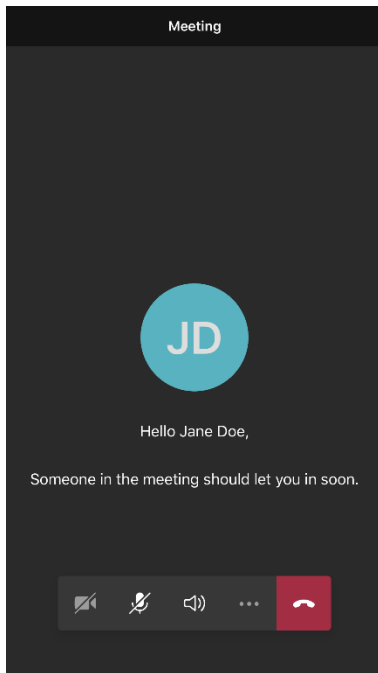
Choose 'join as guest'

Then enter your name, a nickname or your initials and then 'join meeting'



## Joining a Microsoft Teams Call from a Phone or Tablet (iOS 10 or above or Android 4.4 or above required)

### Step 4 – Wait on the line and your interviewer will let you in to the call



Your interviewer needs to admit you into the call.

Do not turn on your camera (the video camera icon on the left should have a line through it)

Once you have been let into the call, you will be able to press the microphone icon to turn on your microphone. The microphone icon will then have no line through it.

Camera – leave it off like this

Microphone (showing as off here)

Speakerphone control

Hang up the call

